



How to Measure for Your Covers



PROTECTIVE FURNITURE COVERS

2016

MODULAR OUTDOOR

For **modular style** covers, measure width, depth and height.

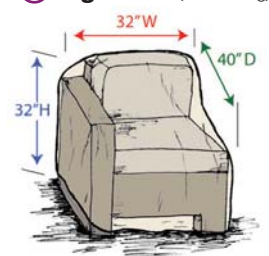
Width is measured from the widest point between the right side to left side (i.e.: from side to side or back width).

Depth is measured from front to back at its deepest point (including armrest end, if it extends beyond seat).

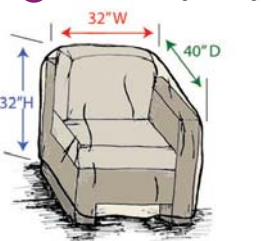
Height is measured from the ground to the highest point, usually to the chairs back.



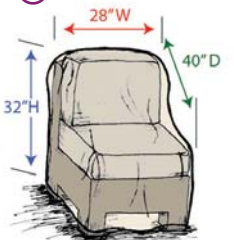
R Right End (Left Facing)



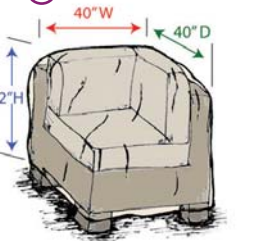
L Left End (Right Facing)



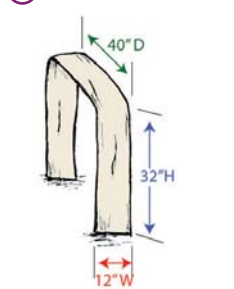
M Middle



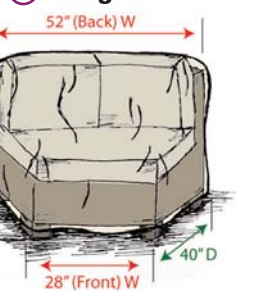
C Corner



E Extension



W Wedge



ROUND TABLE & CHAIRS

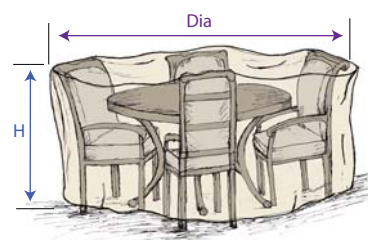
For **round table & chair** covers, measure diameter and height (measurements should include chairs which should be as close to the table as possible).

Diameter is measured from end to end across the table including chairs back (the widest point).

Height is measured from the ground to the highest point, usually to the chairs back.



Round Table & Chairs



CHAIR/CHAISE/SOFA/LOVESEAT

For **chair/chaise/sofa/loveseat** covers, measure width, depth and height.

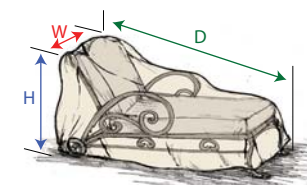
Width is measured from the widest point between the right to left side (i.e.: from armrest to armrest or back width).

Depth is measured from front to back at its deepest point (including armrest end - if it extends beyond seat).

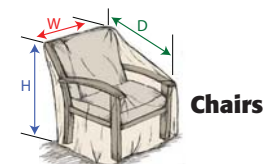
Height is measured from the ground to the highest point, usually to the backrest.



Chair/Chaise Sofa Loveseat Protective Cover



Chaise Lounge



Chairs

OVAL/RECTANGLE/SQUARE TABLE & CHAIRS

For **oval/rectangle/square table & chair** covers, measure width, depth and height (measurements should include chairs - as close to the table as possible).

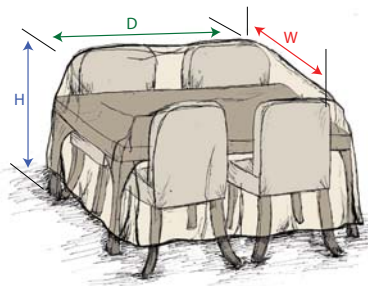
Width is measured from end to end across short side of the table including chairs back (the widest point).

Depth (Length) is measured from end to end across long side of the table, including chairs.

Height is measured from the ground to the highest point, usually to the chairs back.



Oval and Rectangle Protective Cover



Oval, Rectangle, Square Table & Chairs

DEEP SEATING

For **deep seating** covers, measure width, depth and height.

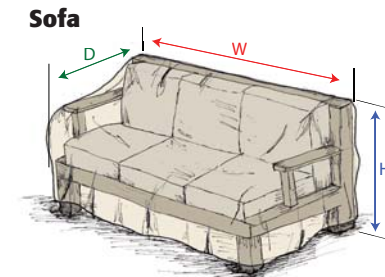
Width is measured from the widest point between the right side to left side (i.e.: from armrest to armrest or back width).

Depth is measured from front to back at its deepest point (including armrest end, if it extends beyond seat).

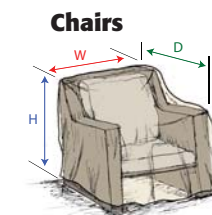
Height is measured from the ground to the highest point, usually to the chairs back.



Deep Seating Protective Cover



Sofa



Chairs

OUTDOOR ACCESSORIES

For **umbrella** covers, match cover to umbrella style/canopy size.

Large size fits 6' - 8.5' styles
X-Large size fits 9' - 11' styles

All umbrella covers include a high reach rod to allow for coverage without having to remove umbrella from base or stand on a ladder.

For an **square, round, oval, rectangle occasional/table** covers, measure width, depth and height.

Width is measured across the shorter side of the table top.

Depth (Length) is measured across the longer length of the table top.

Height is measured from the ground to the table top.



Outdoor Accessories Protective Cover

Protective Furniture Covers

Made with our exclusive **RhinoWeave®** fabric.

Designed to be durable, breathable, and water resistant and will not crack or peel like vinyl.

All covers come with a one year warranty.



Furniture Covers features:

- Spring cinch lock to secure protective cover into place for a snug fit.
- Convenient storage pouch sewn onto most covers.
- Machine washable

Your local Treasure Garden Retailer:









The World's Favorite Shade

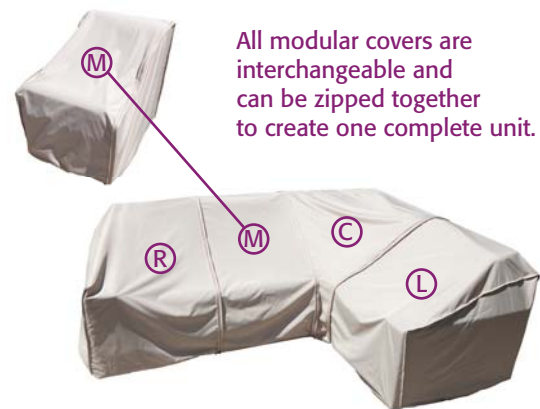
www.treasuregarden.com

info@treasuregarden.com

MODULAR OUTDOOR

Item	Item No.	Description	Code	Size
	CP301	Modular Right End (Left Facing) Fits end sectional	(R)	W=32" D=40" H=32"
	CP302	Modular Armless (MIDDLE) Fits middle sectional	(M)	W=28" D=40" H=32"
	CP303	Modular Left End (Right Facing) Fits end sectional	(L)	W=32" D=40" H=32"
	CP304	Modular Corner Fits corner sectional	(C)	W=40" D=40" H=32"
	CP305	Modular Extension Extends sectionals	(E)	W=12" D=40" H=32"
	CP306	Modular Corner (WEDGE) Fits corner sectional	(W)	W=52" D=40" H=32" <small>(28" W - Front)</small>








The (6) modular cover styles feature **water resistant zippers** for the side panel seams. The panels can be removed to attach the next style.



All modular covers are **interchangeable and can be zipped together to create one complete unit.**

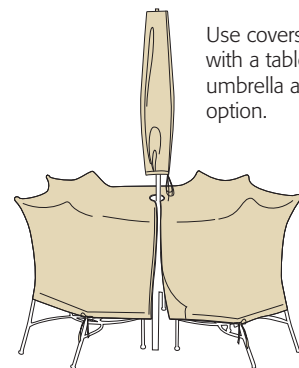
No matter the configuration, the entire modular set is covered.

ROUND TABLE & CHAIRS

Item	Item No.	Description	Size
	CP531	36" Bistro/Cafe' Table & Chairs No Hole w/4 ties, elastic & spring cinch lock	Dia=48" H=25"
	CP551	48" Round Table & Chairs No Hole w/4 ties, elastic & spring cinch lock	Dia=84" H=36"
	CP552	48" Round Table & Chairs Hole w/4 ties, velcro closure, elastic & spring cinch lock	Dia=84" H=36"
	CP571	54" Round Table & Chair No Hole w/6 ties, elastic & spring cinch lock	Dia=92" H=36"
	CP572	54" Round Table & Chairs Hole w/6 ties, velcro closure, elastic & spring cinch lock	Dia=92" H=36"
	CP590	60" Round Table & Chairs No Hole w/8 ties, elastic & spring cinch lock	Dia=108" H=36"
	CP591	60" Round Table & Chairs Hole w/8 ties, velcro closure, elastic & spring cinch lock	Dia=108" H=36"










Hole vs No Hole

Use covers with "Hole" when umbrella is used with a table. If table does not accommodate an umbrella a "No Hole" style is the recommended option.



The **velcro closure** allows for the protective cover to be easily taken on and off without removing umbrella from table.








OVAL/RECTANGLE/SQUARE TABLE & CHAIRS

Item	Item No.	Description	Size
	CP584	Medium Oval/Rectangle Table & Chairs No Hole w/8 ties, elastic & spring cinch lock	W=72" D=102" H=36"
	CP585	Medium Oval/Rectangle Table & Chairs Hole w/8 ties, velcro closure, elastic & spring cinch lock	W=72" D=102" H=36"
	CP586	Small Oval/Rectangle Table & Chairs No Hole w/8 ties, elastic & spring cinch lock	W=60" D=84" H=36"
	CP587	Small Oval/Rectangle Table & Chairs Hole w/8 ties, velcro closure, elastic & spring cinch lock	W=60" D=84" H=36"
	CP699	X-Large Oval/Rectangle Table & Chairs No Hole w/8 ties, elastic & spring cinch lock	W=92" D=128" H=36"
	CP694	X-Large Oval/Rectangle Table & Chairs Hole w/8 ties, velcro closure, elastic & spring cinch lock	W=92" D=128" H=36"
	CP697	2XL Large Oval/ Rectangle Table and Chairs No Hole w/8 ties, elastic & spring cinch lock	W=96" D=180" H=36"
	CP696	2XL Large Oval/ Rectangle Table and Chairs Hole w/8 ties, velcro closure, elastic & spring cinch lock	W=96" D=180" H=36"
	CP598	72" Square Table & Chairs Hole w/8 ties, velcro closure, elastic & spring cinch lock	W=120" D=120" H=36"

To see how to measure for your covers, refer to reverse side of brochure.

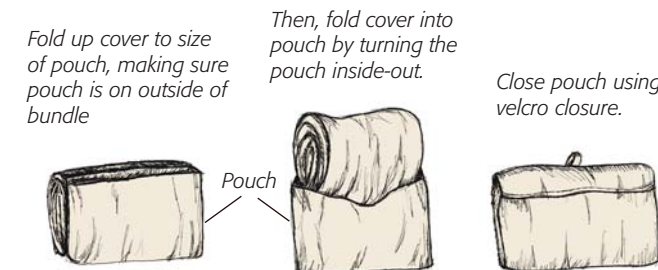
W = width **D** = depth **H** = height **Dia** = diameter

CHAIR/CHAISE/SOFA/LOVESEAT

Item	Item No.	Description	Size
	CP111	Stack of Chairs/Bar Stools w/4 ties, elastic & spring cinch lock	W=27" D=30" H=49"
	CP112	High Back Chair w/elastic & spring cinch lock	W=27" D=30" H=36"
	CP113	Recliner Chair w/elastic & spring cinch lock	W=26" D=36" H=43"
	CP121S	Small Chaise Lounge w/4 ties, elastic & spring cinch lock	W=30" D=80" H=27"
	CP121L	Large Chaise Lounge w/4 ties, elastic & spring cinch lock	W=39" D=84" H=42"
	CP122	Loveseat Glider w/elastic & spring cinch lock	W=50" D=29" H=26"
	CP141	Double Chaise Lounge w/4 ties, elastic & spring cinch lock	W=72" D=84" H=42"

How to use Storage Pouch

Protective furniture covers come with a sewn on storage pouch with the exception of umbrella styles.











Fold up cover to size of pouch, making sure pouch is on outside of bundle









Then, fold cover into pouch by turning the pouch inside-out.

Close pouch using velcro closure.






DEEP SEATING

Item	Item No.	Description	Size
	CP210	Large Ottoman w/elastic & spring cinch lock	W=36" D=30" H=18"
	CP211	Lounge Chair w/elastic & spring cinch lock	W=35" D=35" H=35"
	CP212	Rocking Chair w/elastic & spring cinch lock	W=36" D=41" H=34"
	CP222	Loveseat or Sectional w/elastic & spring cinch lock	W=58" D=38" H=35"
	CP223	Sofa w/elastic & spring cinch lock	W=85" D=36" H=35"
	CP241	X-Large Club or Lounge Chair w/elastic & spring cinch lock	W=43" D=42" H=43"
	CP242	X-Large Loveseat & Corner Sectional w/elastic & spring cinch lock <small>Fits Curved Loveseats</small>	W=69" D=42" H=43"
	CP243	X-Large Sofa w/elastic & spring cinch lock <small>Fits Curved Sofa</small>	W=96" D=42" H=43"

OUTDOOR ACCESSORIES

Item	Item No.	Description	Size
	CP901	Large Umbrella (fits 6', 7.5', 8.5' styles)	H=60"
	CP902	X-Large Umbrella (fits 9'-11' styles)	H=72"
	CP908	AG28 Series styles (fits 10', 11' styles)	H=112"
	CP910	Rectangle Umbrella (fits 11'-13' styles)	H=110"
	CP912	AG19 & AG3 Cantilever (fits 8', 9', 10' styles)	H=88"
	CP920	AKZ Series styles (fits 10', 11', 13' styles)	H=104"
	CP922	Fits all 28" Square & 24" Round Tables*	W=27" D=27" H=15"
	CP923	Fits all Oval and Rectangle Occasional Tables*	W=30" D=45" H=15"

FIRE PIT

Item	Item No.	Description	Size
	CP929	Fits 36" to 42" Round Fire Pits*	Dia=43" H=12"
	CP930	Fits 48" to 54" Round Fire Pits*	Dia=55" H=12"
	CP932	Fits 42" to 48" Square Fire Pits*	W=49" D=49" H=12"
	CP933	Fits 50" x 30" Rectangle Chat & Fire Pits*	W=51" D=31" H=12"
	CP936	Fits 58" x 38" Rectangle Chat & Fire Pits*	W=59" D=39" H=12"

*w/elastic & spring cinch lock